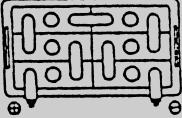
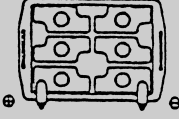
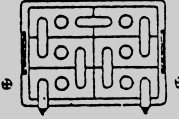
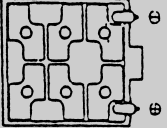
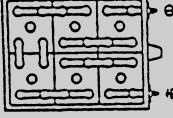
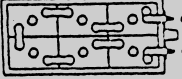
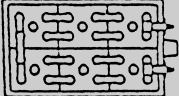


<b>MD 110</b>	610.88	110	200	510	330	395	225	260		B0	9,0
<b>MD 118</b>	618.31	118	230	680	450	355	253	218		B0	7,5
<b>MD 154</b>	655.89	154	300	800	560	395	285	255		B0	12,0
<b>240 CP</b>	720.90	240	-	1000	700	400	450	280		B0	15,0
<b>320 CL</b>	800.87	320	-	1300	950	560	400	280		B0	22,0
<b>240 ML</b>	-	240	-	1000	700	640	270	330		B0	15,0
<b>320 ML</b>	-	320	-	1300	950	640	355	330		B0	22,0